



**ADAM Sp. z o.o.**  
**NOISE & VIBRATION CONTROL**  
 Morska 9A biuro@adam.com.pl  
 PL 84-230 Rumia adam.com.pl  
 tel. / fax. +48 58 / 671 38 35

**ELASTOMERIC  
 ACOUSTICAL  
 FLOOR  
 MOUNTINGS for SOUND  
 & VIBRATION CONTROL**

**EAFM  
 MISC SIZES**  
 EMIR-115


The definition of a rubber isolation mounting is any configuration, round, square or rectangular with a known capacity and deflection. Acoustical solutions are in the 6 – 8 Hz frequency range. However, these very same low stress isolators can be stacked with steel shim plates between to achieve lower frequencies for vibration isolation.

This grouping is typical of special purpose product. We add new designs in response to market requirements.

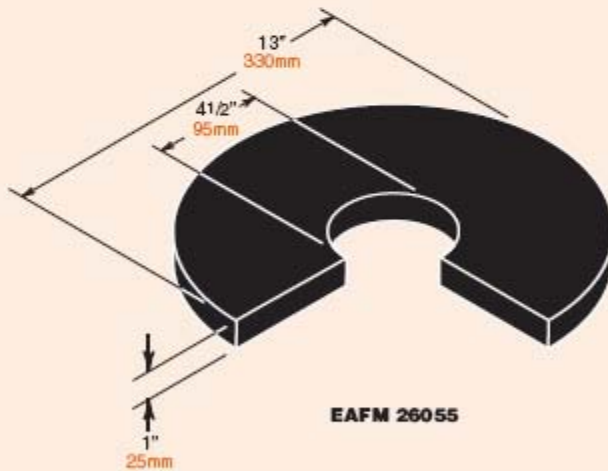
**AASHTO BRIDGE BEARING SPECIFICATIONS FOR POLYISOPRENE**

ORIGINAL PHYSICAL PROPERTIES		TESTED FOR AGING			COMPRESSION SET	LONG TERM CREEP		
Tests: ASTM D-2240 & D-412		OVEN AGING (70hrs/158°F)			OZONE	ASTM D-395	ISO 8013	
Duro-meter	Tensile Strength at Break	Elongat. (min)	Hardness (max)	Tensile Strength at Break (max)	Elongat. (max)	25 ppm in air by Vol. 20% Strain 100°F	22hrs/158°F Method B	168hrs
40±5	2000 psi	500%	+10%	-25%	-25%	No Cracks	25%(max)	5%(max)
50±5	2250 psi	450%	+10%	-25%	-25%	No Cracks	25%(max)	5%(max)
60±5	2250 psi	400%	+10%	-25%	-25%	No Cracks	25%(max)	5%(max)
70±5	2250 psi	300%	+10%	-25%	-25%	No Cracks	25%(max)	5%(max)

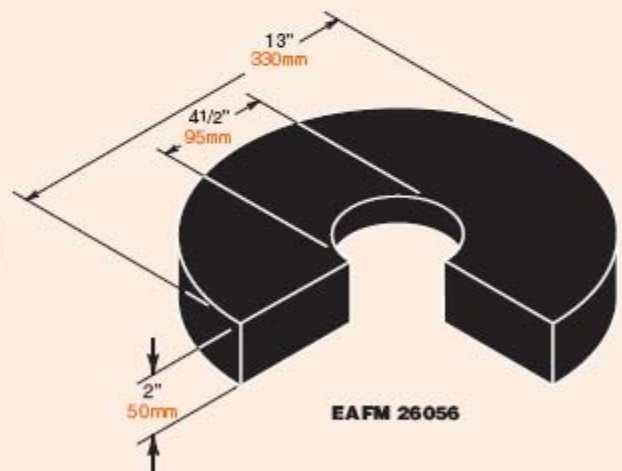
\*AASHTO does not spec 40 Duro. 40 Duro by Mason.



**1" – 2" 25 – 50mm Height**



**EAFM 26055**

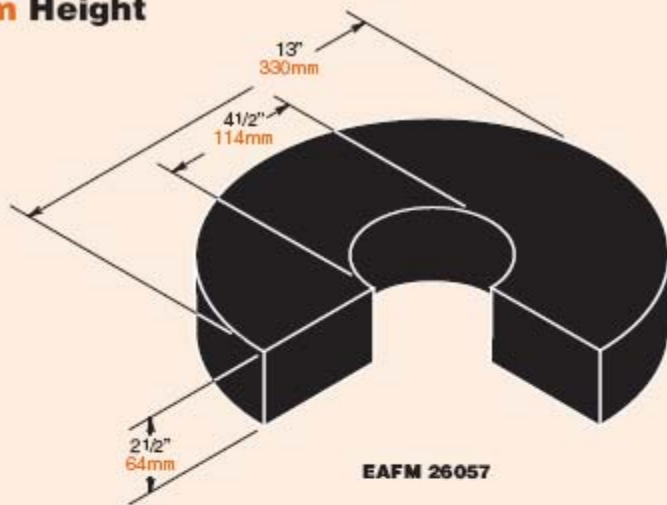


**EAFM 26056**

EAFM Designation & Color	Durometer ±5	0.05" 1.3mm Deflection			0.1" 2.5mm Deflection			0.15" 3.8mm Deflection			Temporary Overload* 3X Maximum Loading	
		Loading lbs.	Frequency kgs. Hz	Loading lbs.	Frequency kgs. Hz	Loading lbs.	Frequency kgs. Hz	Loading lbs.	Frequency kgs. Hz			
26055 Green Red White	40	13160	5969	15.1	26325	11941	10.7	39490	17912	8.7	118470	53737
	50	19085	8658	15.8	38170	17314	11.2	57255	25970	9.1	171765	77911
	60	24085	10925	16.0	48175	21852	11.3	72260	32777	9.2	216780	98829
26056 Green Red White	40	0.1" 2.5mm Deflection			0.2" 5.0mm Deflection			0.3" 7.5mm Deflection			Loading lbs.	kgs.
		Loading lbs.	Frequency kgs. Hz	Loading lbs.	Frequency kgs. Hz	Loading lbs.	Frequency kgs. Hz					
		5560	2522	10.7	11115	5042	7.6	16680	7566	6.2		
8055	3654	11.2	18115	7310	7.9	24170	10963	6.4	72510	32890		
10170	4613	11.3	20340	9226	8.0	30510	13839	6.5	91530	41517		

\*Temporary overload is often mentioned in specifications. We have tested mountings compressed to 50% of their initial thickness. After release there was no permanent set or damage.

**2 1/2" 65mm Height**

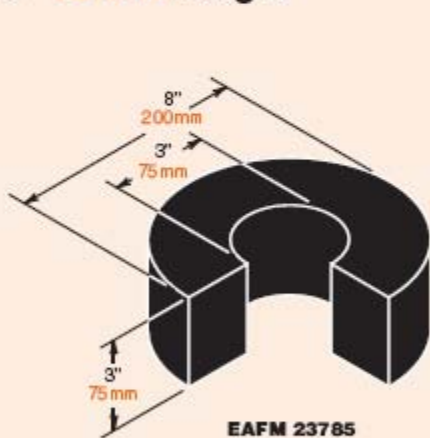


**EAFM 26057**

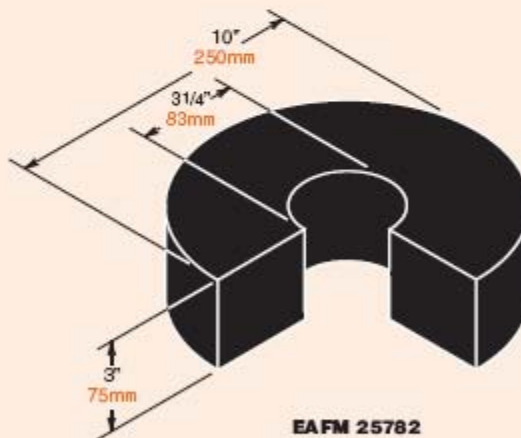
EAFM Designation & Color	Durometer ±5	0.125" 3mm Deflection			0.25" 6mm Deflection			0.375" 10mm Deflection			Temporary Overload <sup>4</sup> 3X Maximum Loading	
		Loading lbs.	kgs.	Frequency Hz	Loading lbs.	kgs.	Frequency Hz	Loading lbs.	kgs.	Frequency Hz	lbs.	kgs.
26057 Green	40	3780	1720	9.6	7560	3440	6.8	11340	5160	5.5	34020	15480
26057 Red	50	4750	2160	10.0	9500	4320	7.0	14250	6480	5.7	42750	19440
26057 White	60	6000	2727	10.1	12000	5454	7.1	18000	8181	5.8	54000	29545

<sup>4</sup>Temporary overload is often mentioned in specifications. We have tested mountings compressed to 50% of their initial thickness. After release there was no permanent set or damage.

**3" 75mm Height**



**EAFM 23785**



**EAFM 25782**

EAFM Designation & Color	Durometer ±5	0.15" 3.8mm Deflection			0.30" 7.6mm Deflection			0.45" 11.4mm Deflection			Temporary Overload <sup>4</sup> 3X Maximum Loading	
		Loading lbs.	kgs.	Frequency Hz	Loading lbs.	kgs.	Frequency Hz	Loading lbs.	kgs.	Frequency Hz	lbs.	kgs.
23785 Green	40	1100	500	8.7	2200	1000	6.6	3300	1500	5.0	9900	4500
23785 Red	50	1600	725	9.1	3200	1450	6.4	4800	2175	5.2	14400	6525
23785 White	60	2000	910	9.2	4000	1820	6.5	6000	2730	5.3	18000	8190
25782 Green	40	2000	910	8.7	4000	1820	6.6	6000	2730	5.0	18000	8190
25782 Red	50	2900	1320	9.1	5800	2640	6.4	8700	3960	5.2	26100	11880
25782 White	60	3680	1660	9.2	7320	3320	6.5	10980	4980	5.3	32940	14940

<sup>4</sup>Temporary overload is often mentioned in specifications. We have tested mountings compressed to 50% of their initial thickness. After release there was no permanent set or damage.